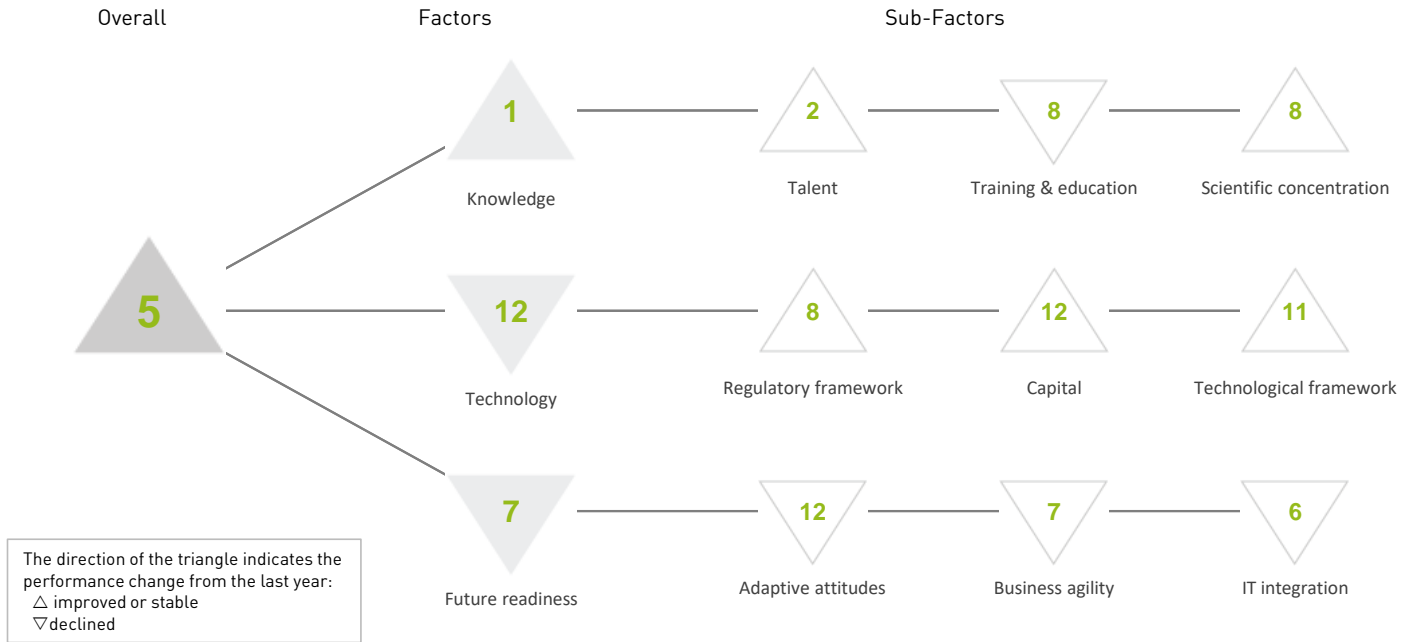


SWITZERLAND

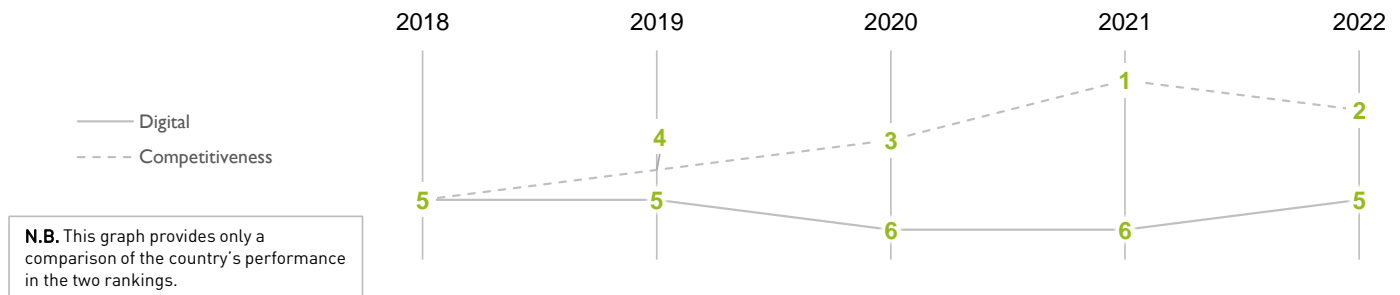
OVERALL PERFORMANCE (63 countries)



OVERALL & FACTORS - 5 years

	2018	2019	2020	2021	2022
OVERALL	05	05	06	06	05
Knowledge	06	02	03	01	01
Technology	09	10	11	11	12
Future readiness	10	10	05	03	07

COMPETITIVENESS & DIGITAL RANKINGS

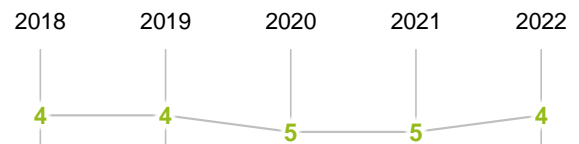


PEER GROUPS RANKINGS

EUROPE - MIDDLE EAST - AFRICA (40 countries)



POPULATIONS < 20 MILLION (36 countries)



SWITZERLAND

▶ Overall Top Strengths

▷ Overall Top Weaknesses

KNOWLEDGE

Sub-Factors	2018	2019	2020	2021	2022
Talent	02	02	02	03	02
Training & education	15	15	14	07	08
Scientific concentration	06	07	09	08	08

Talent	Rank	Training & education	Rank	Scientific concentration	Rank
Educational assessment PISA - Math	10	Employee training	02	Total expenditure on R&D (%)	09
▶ International experience	01	Total public expenditure on education	19	Total R&D personnel per capita	04
▶ Foreign highly-skilled personnel	01	Higher education achievement	17	Female researchers	31
Management of cities	05	Pupil-teacher ratio (tertiary education)	06	▷ R&D productivity by publication	35
Digital/Technological skills	18	Graduates in Sciences	26	Scientific and technical employment	05
Net flow of international students	09	Women with degrees	30	High-tech patent grants	27
				Robots in Education and R&D	13

TECHNOLOGY

Sub-Factors	2018	2019	2020	2021	2022
Regulatory framework	15	14	10	09	08
Capital	15	16	14	12	12
Technological framework	08	09	14	11	11

Regulatory framework	Rank	Capital	Rank	Technological framework	Rank
Starting a business	36	▷ IT & media stock market capitalization	49	Communications technology	07
▷ Enforcing contracts	40	Funding for technological development	09	Mobile Broadband subscribers	11
Immigration laws	21	Banking and financial services	06	▷ Wireless broadband	42
Development & application of tech.	04	▶ Country credit rating	01	Internet users	11
▶ Scientific research legislation	01	Venture capital	11	Internet bandwidth speed	02
Intellectual property rights	02	Investment in Telecommunications	23	▷ High-tech exports (%)	33

FUTURE READINESS

Sub-Factors	2018	2019	2020	2021	2022
Adaptive attitudes	12	11	09	10	12
Business agility	07	14	06	04	07
IT integration	16	07	07	04	06

Adaptive attitudes	Rank	Business agility	Rank	IT integration	Rank
E-Participation	18	Opportunities and threats	08	E-Government	16
Internet retailing	10	World robots distribution	24	Public-private partnerships	07
Tablet possession	09	Agility of companies	09	Cyber security	15
Smartphone possession	26	Use of big data and analytics	25	Software piracy	10
Attitudes toward globalization	23	▶ Knowledge transfer	01	Government cyber security capacity	27
		Entrepreneurial fear of failure	05	Privacy protection by law content	03